

# A single dose of the GalNAc-siRNA AB-729 results in prolonged reductions in HBsAg, HBcrAg, HBV DNA and HBV RNA in the absence of nucleos(t)ide analogue therapy in HBeAg- subjects with chronic hepatitis B infection

E Gane,<sup>1</sup> MF Yuen,<sup>2</sup> M Anderson,<sup>3</sup> G Cloherty,<sup>3</sup> EP Thi,<sup>4</sup> P Wattamwar,<sup>4</sup> M Sofia,<sup>4</sup> H Sevinsky,<sup>4</sup> K Gray,<sup>4</sup> D Antoniello,<sup>4</sup> T Eley,<sup>4</sup> G Picchio,<sup>4</sup> K Sims<sup>4</sup>

<sup>1</sup>Auckland Clinical Studies, New Zealand; <sup>2</sup>Queen Mary Hospital, Hong Kong; <sup>3</sup>Abbott Diagnostics, Abbott Park, IL, USA; <sup>4</sup>Arbutus Biopharma, Warminster, PA, USA



## INTRODUCTION

Chronic hepatitis B (CHB) can result in the development of cirrhosis, hepatocellular carcinoma, and progression to end-stage liver disease.<sup>1,2</sup> Current therapies slow or prevent the development of HBV-related liver complications,<sup>3,4,5</sup> but do not typically lead to a cure. Thus, there is an unmet medical need for new HBV therapies that have the potential to provide a functional cure for CHB.

AB-729 is a subcutaneously administered *N*-Acetylgalactosamine (GalNAc)-conjugated single trigger RNA interference therapeutic that blocks all HBV RNA transcripts, including HBx, resulting in suppression of viral replication and all viral antigens.<sup>6</sup> AB-729 is currently in Phase 2a development for the treatment of CHB in combination with other agents.

## AIM

Here we report safety and PD up to 48 weeks following a single dose (SD) of AB-729 90 mg in HBV DNA+ CHB subjects, in the absence of nucleos(t)ide analogue (NA) therapy.

## METHODS

AB-729-001 is a 3-part study examining the safety and pharmacodynamics (PD) of AB-729. Safety and PD following single doses of AB-729 (Part 2 Cohort A, B, C) in virologically-suppressed CHB subjects on (NA) therapy have been reported previously.<sup>7,8</sup>

In Part 2 Cohort D, HBV DNA+ CHB subjects [N=6] either off therapy for 6 months or naïve to treatment received a single dose of AB-729 90 mg in the absence of a NA with follow-up for 48 weeks post-dose. These subjects were HBeAg positive or negative, with HBsAg ≥ 250 IU/mL, HBV DNA ≥ 1,000 IU/mL, and ALT/AST ≤ 5xULN at screening.

## RESULTS

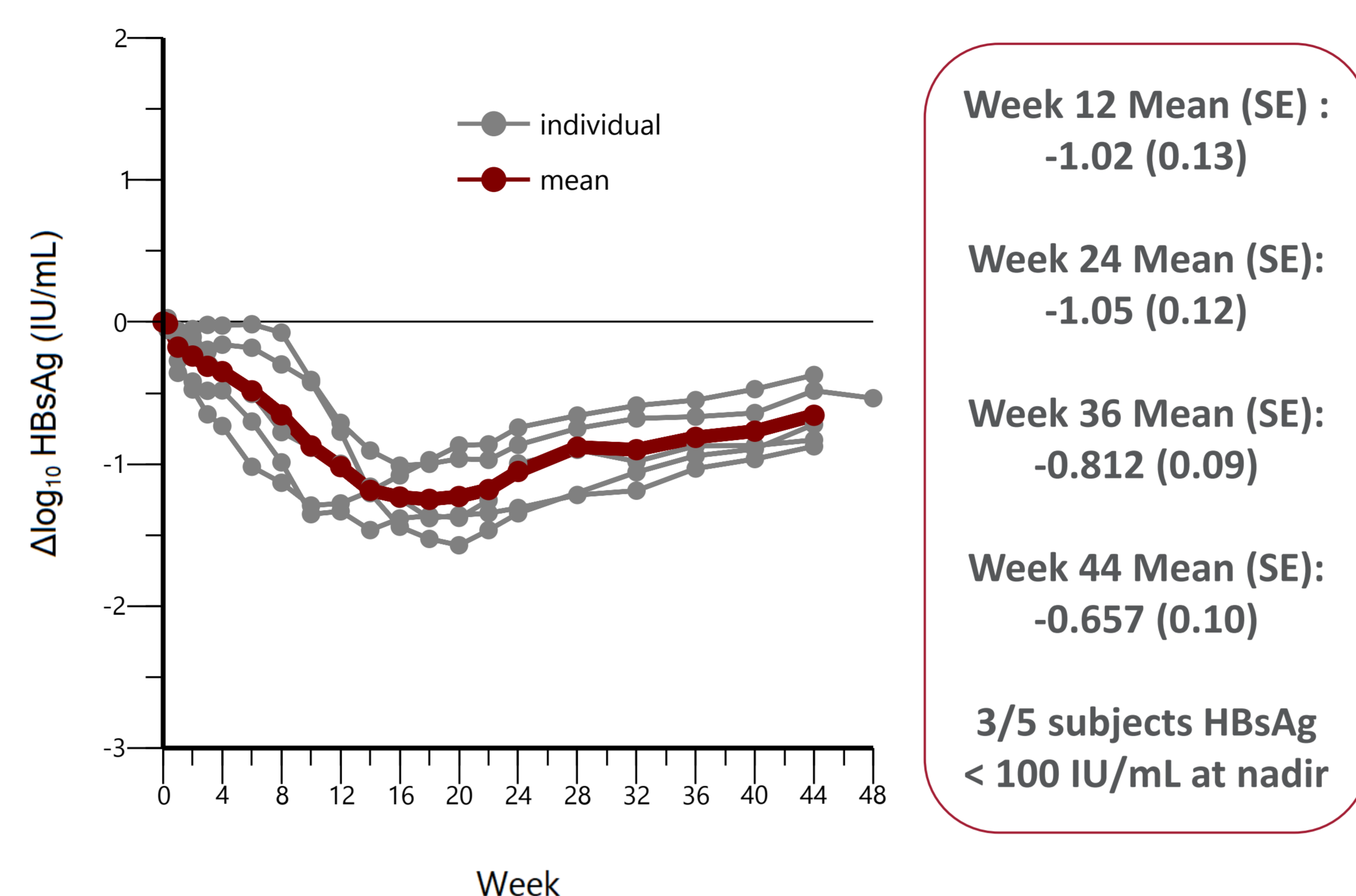
One subject was removed from analysis due to spontaneous HBV flare prior to dosing (pre-dose Day 1 ALT elevated to 149 U/L from Screening value of 24 U/L, TDF initiated by investigator on Day 8), thus data presented are for N=5. No other subjects initiated NA during the follow-up period.

**Table 1. Baseline characteristics (N=5)**

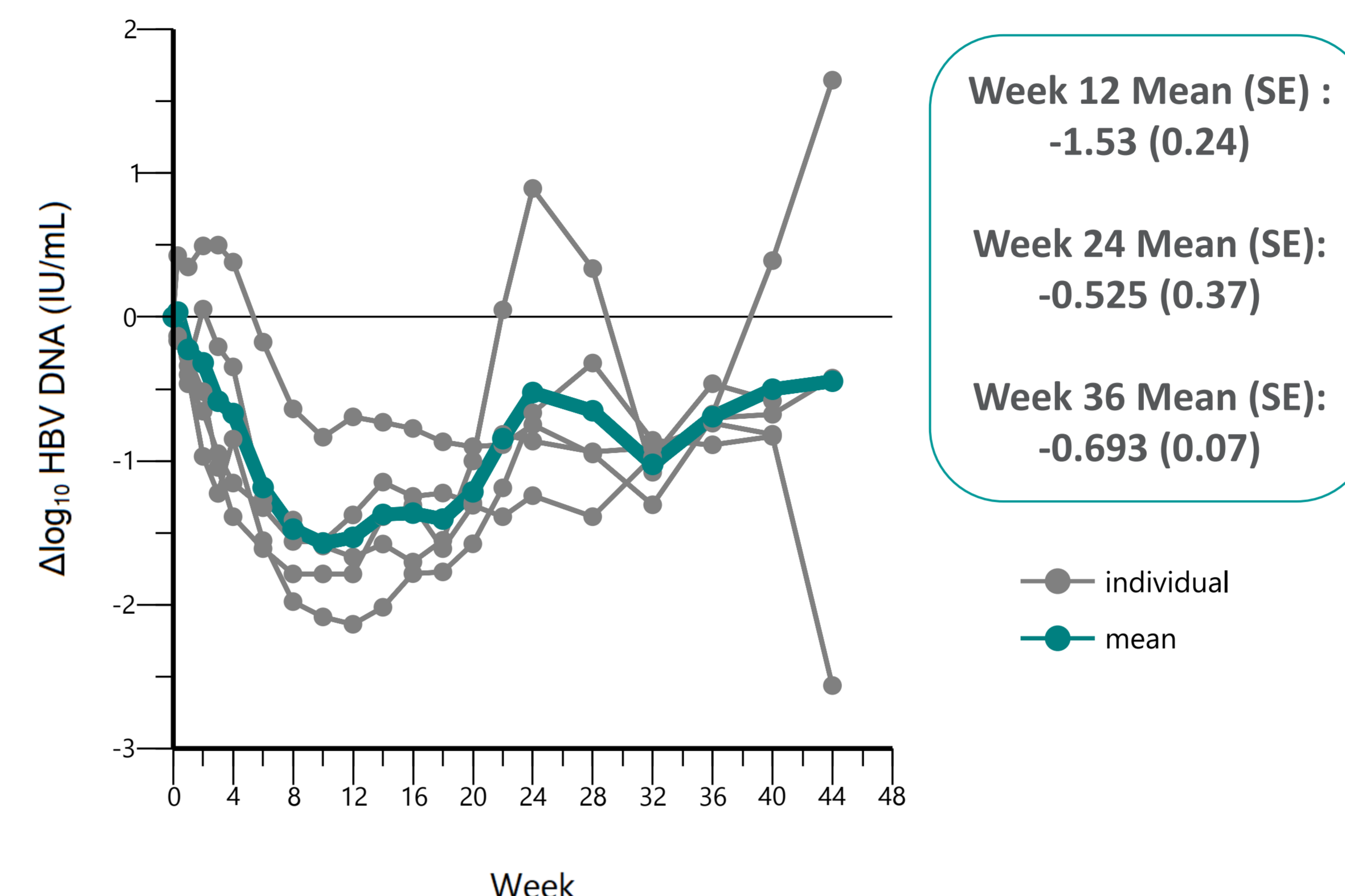
Age in years, mean (range)	43.6 (35 – 57)
Male gender, n (%)	3 (60%)
BMI, mean (SD)	29.2 (5.42)
Race	
White	4 (80%)
Other	1 (20%)
ALT (U/L), mean (SD)	31.6 (13.4)
HBV eAg negative, n (%)	5 (100%)
HBsAg (IU/mL), mean (range)	2,336 (317 – 6,451)
HBV DNA (IU/mL), mean (range)	86,840 (1,220 – 360,560)

## RESULTS

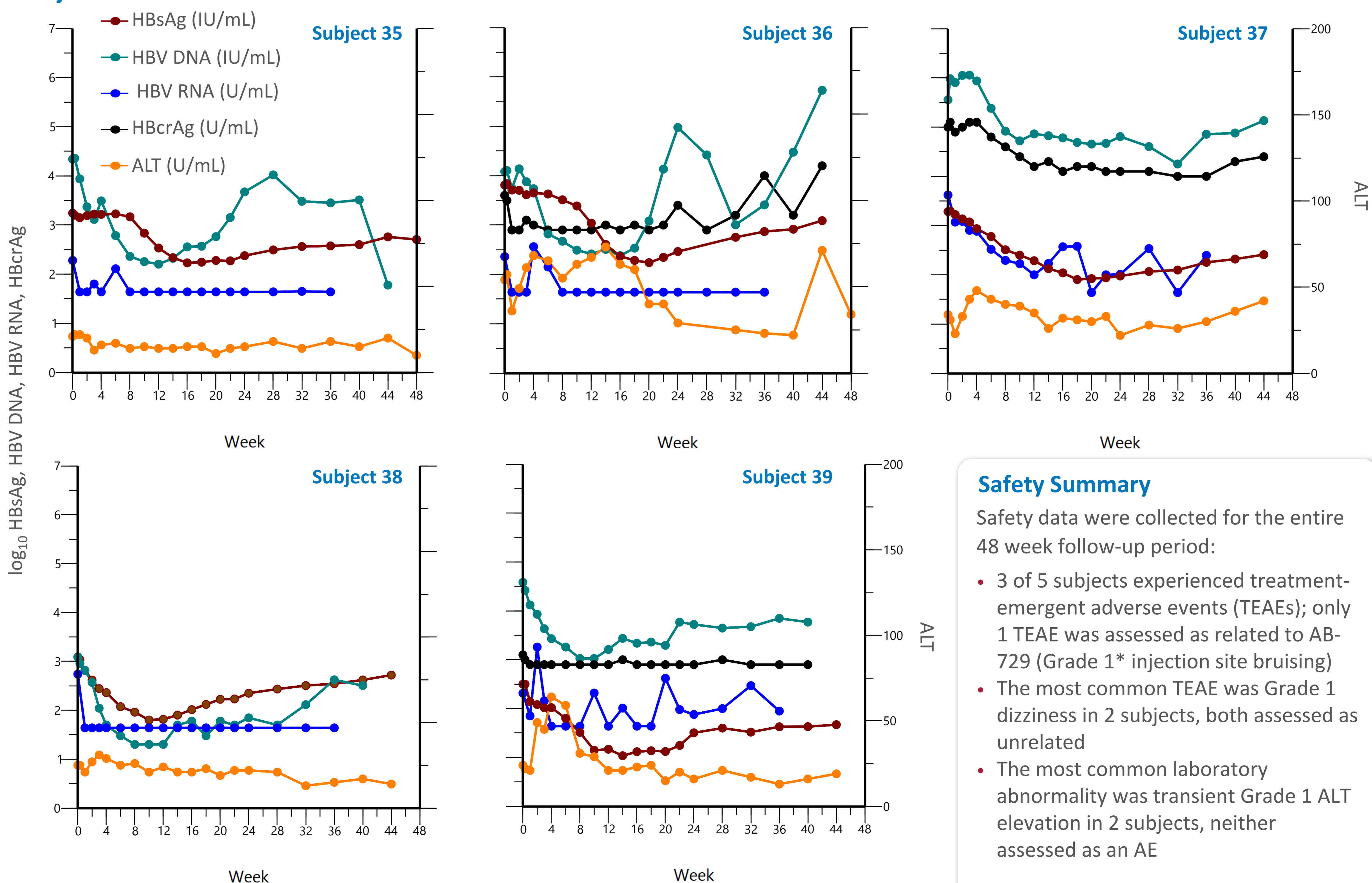
**Figure 1. Individual and mean change from baseline HBsAg following a single dose of AB-729 90 mg in HBV DNA+ subjects**



**Figure 2. Individual and mean change from baseline HBV DNA following a single dose of AB-729 90 mg in HBV DNA+ subjects**



**Figure 3. Individual HBsAg, HBV DNA, HBV RNA,<sup>a</sup> HBcrAg,<sup>b,c</sup> and ALT following a single dose of AB-729 90 mg in HBV DNA+ subjects**



<sup>a</sup>HBV RNA below the lower limit of quantitation (<LLOQ, 1.65 log<sub>10</sub> U/mL) or target not detected assigned a value of 1.64 log<sub>10</sub> U/mL.  
<sup>b</sup>HBcrAg <LLOQ (3.0 log<sub>10</sub> U/mL) assigned a value of 2.9 log<sub>10</sub> U/mL.  
<sup>c</sup>Baseline HBcrAg <LLOQ in subjects 35 and 38.

### Safety Summary

Safety data were collected for the entire 48 week follow-up period:

- 3 of 5 subjects experienced treatment-emergent adverse events (TEAEs); only 1 TEAE was assessed as related to AB-729 (Grade 1\* injection site bruising)
- The most common TEAE was Grade 1 dizziness in 2 subjects, both assessed as unrelated
- The most common laboratory abnormality was transient Grade 1 ALT elevation in 2 subjects, neither assessed as an AE

\*Grading criteria based on Division of AIDS Table for Grading the Severity of Adult and Pediatric Adverse Events, Version 2.1

## CONCLUSIONS

- In HBV DNA+ CHB subjects, a single dose of AB-729 90 mg in the absence of NA therapy achieved potent and durable antiviral responses.
- HBsAg concentrations remained below baseline levels in all subjects up to 48 weeks post-dose.
- HBV DNA concentrations remained below baseline levels in 4/5 subjects up to 44 weeks post-dose.
  - The exception was subject #36 with notably fluctuating HBV DNA levels post Week 22.
  - No subject initiated NA during the follow-up period.
- Rebounds in HBV DNA did not correlate with HBsAg or ALT elevations.
  - The exception was subject #36; however ALT levels did not appreciably exceed baseline levels at any point post-dose
- All subjects had quantifiable HBV RNA at baseline:
  - Max HBV RNA declines of -0.64 to -1.98 log<sub>10</sub> U/mL were observed.
  - 5/5 subjects reached undetectable/unquantifiable HBV RNA levels post-dose.
- In subjects with quantifiable HBcrAg at baseline (3/5 subjects),
  - Max declines of -0.2 to -1.0 log<sub>10</sub> U/mL were observed.
  - 2/3 subjects reached unquantifiable levels of HBcrAg post-dose.
- AB-729 was well-tolerated in this cohort of HBV DNA+ subjects
- These single dose data demonstrate full target engagement by AB-729, as evidenced by declines in HBsAg, HBV DNA, HBV RNA, and HBcrAg.

## REFERENCES

- 1Trépo C, Chan H and Lok A. Lancet,2014.384:p.2053-2063.
- 2Yuen MF, et al. Nat Rev Dis Primers,2018.4:p.18035.
- 3European Association for the Study of the Liver, EASL 2017 Clinical Practice Guidelines on the management of hepatitis B infection. J Hepatol, 2017.67(2):370-398.
- 4Sarin SK, et al. Hepatol Int, 2016.10(1):p:1-98.
- 5Terrault N, et al. Hepatol,2018.67(4)p:1560-1599.
- 6Lee ACH. EASL 2018.
- 7Yuen MF, et al. AASLD 2020.
- 8Gane E, et al. APASL 2021.

## ACKNOWLEDGEMENTS

Arbutus Biopharma thanks all participating subjects and their families, the investigators and site staff, Novotech, Covance, PharStat Inc., Maks Chernyakhovskyy, and the AB-729 Research and Clinical Development Teams.

## CONTACT INFORMATION

Heather Sevinsky  
Senior Director, AB-729 Compound Development Lead and Clinical Pharmacology  
Arbutus Biopharma Inc., 701 Veterans Circle, Warminster, PA 18974  
Email: [hsevinsky@arbutusbio.com](mailto:hsevinsky@arbutusbio.com)  
Tel: +1-267-420-2603

Authors affiliated with Arbutus Biopharma are employees and may own company stock.

[www.arbutusbio.com](http://www.arbutusbio.com)